

**OTC EXCHANGE OF INDIA  
BALANCE SHEET AS AT 31.03.2011**

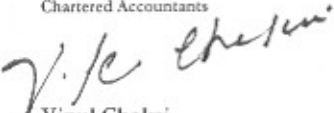
(All amounts in Indian rupees)

SOURCES OF FUNDS	Note(s)	As at 31-03-11 Rs.	As at 31-03-10 Rs.
<b>SHAREHOLDERS' FUNDS</b>			
Share Capital	3	100,000,000	100,000,000
Reserves and Surplus	4	697,515,482	697,290,482
		<u>797,515,482</u>	<u>797,290,482</u>
<b>GUARANTEE &amp; PROTECTION FUNDS</b>	5	87,347,700	76,051,457
<b>DEPOSIT FROM MEMBERS /DEALERS/LISTED COMPANIES</b>	6	31,979,902	32,316,395
		<u>916,843,084</u>	<u>905,658,334</u>
<b>APPLICATION OF FUNDS</b>			
<b>FIXED ASSETS</b>			
Gross Block	7	94,949,356	96,567,069
Less: Accumulated Depreciation		57,008,189	57,410,655
Net Block		<u>37,941,167</u>	<u>39,156,414</u>
<b>INVESTMENTS</b>	8	86,947,845	78,900,378
<b>EARMARKED INVESTMENTS OF GUARANTEE &amp; PROTECTION FUND</b>	9	114,763,528	103,842,285
<b>CURRENT ASSETS, LOANS AND ADVANCES</b>			
Accrued income on investments (Bonds)	10	-	498,356
Sundry Debtors		713,133	668,076
Bank Balances		232,365,980	224,790,944
Cash in Hand		1,898	2,248
Loans and Advances		24,807,101	20,220,057
		<u>257,888,112</u>	<u>246,179,681</u>
<b>LESS: CURRENT LIABILITIES AND PROVISIONS</b>	11	(2,836,227)	(3,176,098)
Current Liabilities		(2,092,517)	(1,704,175)
Provisions		(4,928,744)	(4,880,273)
Net Current Assets		252,959,368	241,299,408
<b>ACCUMULATED DEFICIT</b>		<u>424,231,176</u>	<u>442,459,849</u>
		<u>916,843,084</u>	<u>905,658,334</u>


The accompanying notes (1 to 29) are an integral part of this balance sheet.

As per our report even dated attached


Shah Gupta & Co.  
Chartered Accountants


  
Vipul Choksi  
Partner  
M. No.37606

For and on behalf of Board of Directors

  
S C Bhargava  
Chairman

  
Munesh Goel  
Managing Director (Officiating)

  
Umesh Jain  
Director

  
Omprakash Porwal  
Director

**OTC EXCHANGE OF INDIA**  
**STATEMENT OF INCOME AND EXPENDITURE**  
**FOR THE YEAR ENDED 31.03.2011**


(All amounts in Indian rupees)

INCOME	Note(s)	Current Year Rs.	Previous Year Rs.
Annual Fees	12	3,822,500	3,725,000
Registration and Listing Fees, net	13	485,225	507,750
Income from investments and bank deposits, net TDS (CY Rs.1,12,102 , PY Rs.1,55,689)	14	28,113,543	26,955,414
Other Income	15	2,544,441	1,404,653
		34,965,709	32,592,817
EXPENDITURE			
Employee Costs	16	6,536,904	7,292,627
Other Operating Costs	17	8,740,950	10,382,515
		15,277,854	17,675,142
<b>SURPLUS / (DEFICIT) FOR THE YEAR BEFORE DEPRECIATION</b>		19,687,855	14,917,675
Depreciation	7	1,459,182	2,034,507
 <b>NET SURPLUS / (DEFICIT) FOR THE YEAR</b>		18,228,673	12,883,168
 <b>ACCUMULATED DEFICIT, beginning of year</b>		442,459,849	455,343,017
<b>ACCUMULATED DEFICIT, end of year</b>		424,231,176	442,459,849
<b>EARNINGS PER EQUITY SHARE (FACE VALUE OF RS 10 EACH)</b> (basic)	23	1.82	1.29


The accompanying notes (1 to 29) are an integral part of this statement.

As per our report even dated attached

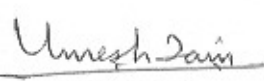
Shah Gupta & Co.  
Chartered Accountants


  
Vipul Choksi  
Partner  
M. No.37606

For and on behalf of Board of Directors

  
S C Bhargava  
Chairman

  
Munesh Goel  
Managing Director (Officiating)

  
Umesh Jain  
Director

  
Omprakash Porwal  
Director

Mumbai  
Date: August 16, 2011.