

**OTC EXCHANGE OF INDIA**  
**BALANCE SHEET AS AT 31.03.2009**


(All amounts in Indian rupees)

SOURCES OF FUNDS	<u>Note(s)</u>	<u>As at 31-03-09</u> Rs.	<u>As at 31-03-08</u> Rs.
<b>SHAREHOLDERS' FUNDS</b>			
Share Capital	3	100,000,000	100,000,000
Reserves and Surplus	2(a) & 4	697,090,482	696,015,482
		<u>797,090,482</u>	<u>796,015,482</u>
<b>GUARANTEE &amp; PROTECTION FUNDS</b>	5	65,847,056	56,661,269
<b>DEPOSIT FROM MEMBERS /DEALERS/LISTED COMPANIES</b>	6	31,036,596	29,011,596
		<u>893,974,134</u>	<u>881,688,347</u>
<b>APPLICATION OF FUNDS</b>			
<b>FIXED ASSETS</b>			
	2(b) & 7		
Gross Block		100,029,900	141,617,710
Less: Accumulated Depreciation		59,032,299	94,845,554
Net Block		40,997,601	46,772,156
Less: Provision for Impairment of Assets		-	-
		<u>40,997,601</u>	<u>46,772,156</u>
<b>INVESTMENTS</b>	2(c) & 8	78,900,378	79,461,833
<b>EARMARKED INVESTMENTS OF GUARANTEE &amp; PROTECTION FUND</b>	9 & 26	92,192,884	80,689,596
<b>CURRENT ASSETS, LOANS AND ADVANCES</b>			
Accrued income on investments (Bonds)		498,356	498,356
Sundry Debtors	10	2,242,014	3,577,014
Bank Balances	11	212,543,448	202,287,720
Cash in Hand		1,014	1,888
Loans and Advances	12	15,759,688	9,434,173
		<u>231,044,520</u>	<u>215,799,151</u>
<b>LESS: CURRENT LIABILITIES AND PROVISIONS</b>			
Current Liabilities	13	(3,490,984)	(3,319,554)
Provisions	14	(1,013,282)	(1,059,700)
		<u>(4,504,266)</u>	<u>(4,379,254)</u>
Net Current Assets		226,540,254	211,419,897
<b>ACCUMULATED DEFICIT</b>		<u>455,343,017</u>	<u>463,344,865</u>
		<u>893,974,134</u>	<u>881,688,347</u>

The accompanying notes (1 to 27) are an integral part of this balance sheet.

As per our report even dated

For and on behalf of Directors




S C Bhargava  
Chairman



M K Nag  
Director



Munesh Goel  
Managing Director (Officiating)



Umesh Jain  
Director

Mittal & Associates  
Chartered Accountants



M. Mehta  
Partner  
(M.No.42990)




T Rajagopalan  
CFO & Company Secretary

Mumbai  
Date: August 27, 2009

**OTC EXCHANGE OF INDIA**  
**STATEMENT OF INCOME AND EXPENDITURE**  
**FOR THE YEAR ENDED 31.03.2009**

(All amounts in Indian rupees)

INCOME	Note(s)	Current Year Rs.	Previous Year Rs.
Annual Fees	2(d) & 15	3,765,000	3,820,000
Registration and Listing Fees, net	2(d) & 16	445,500	1,022,237
Income from investments and bank deposits, net	2(d) & 17	26,289,607	25,012,103
TDS (C.Y. Rs.12,52,620 P.Y.10,42,270)			
Other Income	18	1,620,234	3,239,730
		32,120,341	33,094,071
EXPENDITURE			
Employee Costs	2(e) & 19	6,021,289	5,699,371
Other Operating Costs	2(f) & 20	15,664,923	12,780,460
		21,686,212	18,479,830
<b>SURPLUS / (DEFICIT) FOR THE YEAR BEFORE DEPRECIATION</b>		10,434,129	14,614,241
Depreciation	2(b) & 7	2,432,281	2,999,116
<b>NET SURPLUS / (DEFICIT) FOR THE YEAR</b>		8,001,848	11,615,125
ACCUMULATED DEFICIT, beginning of year		463,344,865	474,959,989
ACCUMULATED DEFICIT, end of year		455,343,017	463,344,865
EARNINGS PER EQUITY SHARE OF RS 10 EACH (basic and diluted)	21	0.80	1.16
WEIGHTED AVERAGE NUMBER OF SHARES OUTSTANDING DURING THE YEAR		10,000,000	10,000,000
NOMINAL VALUE PER SHARE		10	10

The accompanying notes (1 to 27) are an integral part of this statement.

As per our report even dated

For and on behalf of Directors



S C Bhargava  
Chairman



M K Nag  
Director




Munesh Goel  
Managing Director (Officiating)



Umesh Jain  
Director

Mittal & Associates  
Chartered Accountants



M. Mehta  
Partner  
(M.No.42990)



Mumbai  
Date: August 27, 2009



T Rajagopalan  
CFO & Company Secretary